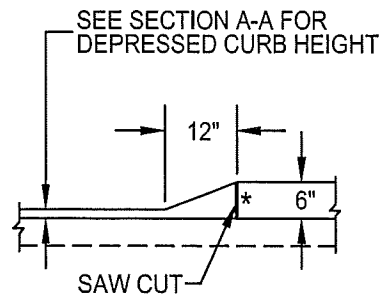
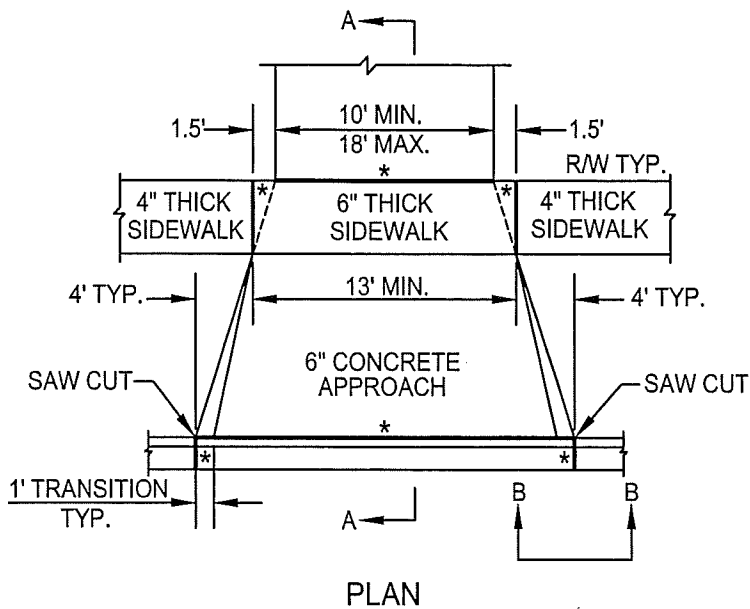
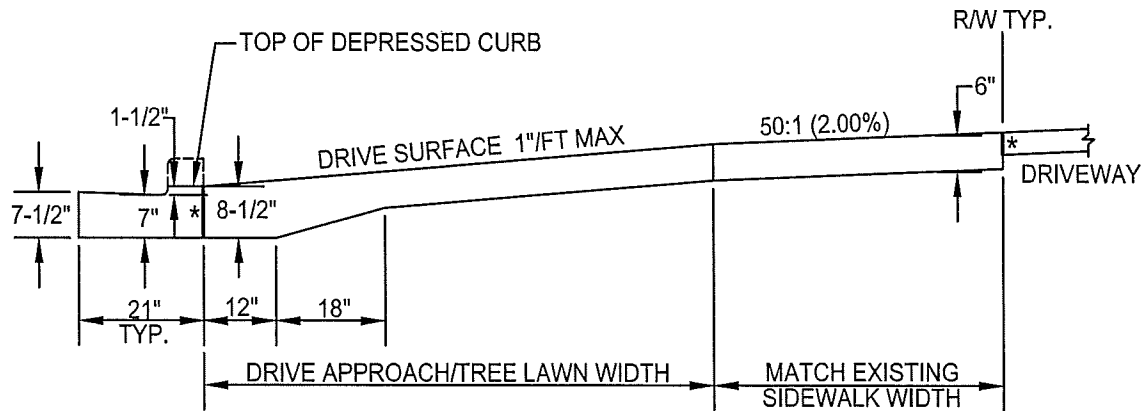


DRIVE APPROACH DETAILS



* VINYL EXPANSION JOINT MATERIAL

SECTION B-B



SECTION A-A

NOTES

1. MAXIMUM JOINT SPACING SHALL BE 12 FEET LONGITUDINALLY AND TRANSVERSELY.
2. THE FLARE ON RESIDENTIAL DRIVE APPROACHES SHALL BE A MINIMUM OF 4 FEET/ ON RESIDENTIAL STREETS WHERE THE TREE LAWN IS LESS THAN 4 FEET, THE FLARE SHALL BE AT A 45° ANGLE. ON ALL OTHER STREETS (I.E. NON-RESIDENTIAL) WHERE THE TREE LAWN IS LESS THAN 8 FEET, THE FLARE SHALL BE AT A 45° ANGLE. IF THE TREE LAWN IS GREATER THAN 8 FEET, THE FLARE SHALL BE AT THE DISCRETION OF THE ENGINEER.
3. 3" OF GRAVEL SHALL BE PLACED UNDER DRIVE APPROACHES IF DETERMINED NECESSARY BY THE ENGINEER.
4. ALL CONCRETE SHALL BE ODOT CLASS "C". THE CONTRACTOR SHALL PROVIDE A BROOM FINISH AND EDGING TO ALL EXPOSED SURFACES.
5. WHERE ASPHALT CONCRETE PAVEMENT IS DISTURBED, THE ASPHALT SHALL HAVE A SAWED EDGE, BE REPLACED AND SEALED AS DIRECTED BY THE ENGINEER.
6. SAW CUT CURBS AT BOTH ENDS. SAW CUT SHALL HAVE CLEAN AND STRAIGHT EDGES, AND SHALL BE THE FULL DEPTH OF THE CURB. HORIZONTAL CURB SAW CUTS TO PRODUCE DROP CURB IS PROHIBITED.
7. VINYL EXPANSION JOINT MATERIAL SHALL BE PLACED AS SHOWN.



City of Beavercreek
Standard Construction Drawing
URBAN RESIDENTIAL DRIVE DETAIL

DETAIL	DRIVE
SECTION	RW-106